

# 1 BOSCH EDC7C1 IROM MPC555 EGPT ALLBRAND

## 1.1 PLUGIN NEW TRASDATA

The below instructions apply to the following ECUs:


ECU Brand	ECU Model	New Trasdata Plugin
BOSCH	EDC7C1-C2	1459
BOSCH	EDC7C1 FORD ENGINE	1469
BOSCH	EDC7C1 MWM ENGINE	1470
BOSCH	EDC7C1	1471
BOSCH	EDC7C1	1472
BOSCH	EDC7C1	1473
BOSCH	EDC7C1	1474
BOSCH	EDC7C1	1475

## 1.2 EGPT CONNECTION

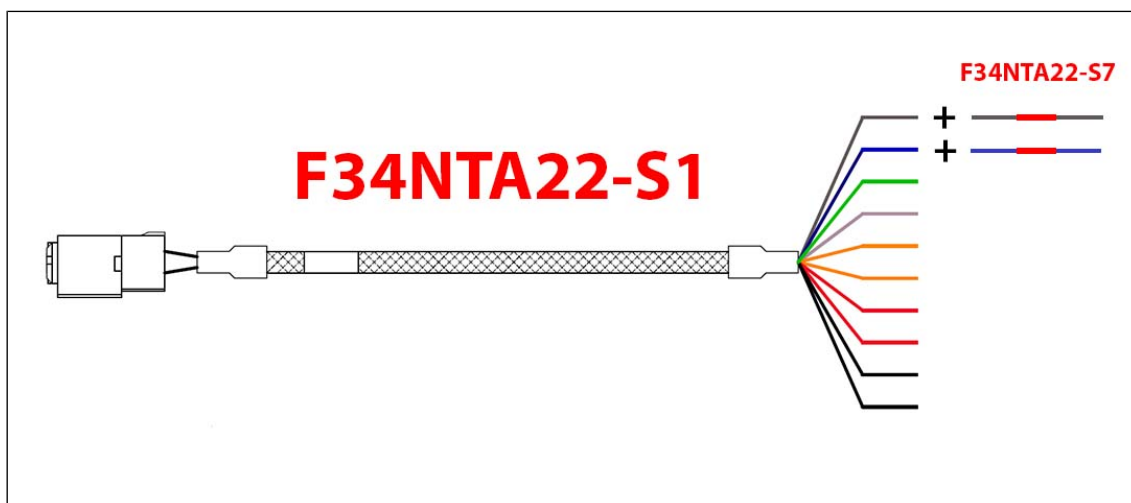


**ATTENTION**

*It is mandatory to connect the cable F34NTA22-S7 for a correct communication with the ECU.*



### 1.2.1 CONNECTION DIAGRAM F34NTA22-S1 + F34NTA22-S7



## 1.2.2 EQUIPMENT REQUIRED

The following cables must be used to communicate correctly with the ECU:


**F34NTA22**

**F34NTA22-S1**

**F34NTA22-S7**

**F32GN037C/D**

**F34NTA22-S2/S3/S5/S6**



### 1.2.3 CABLE CONNECTION

#### F34NTA22-S1



WIRE COLOUR	DESCRIPTION	POSITION
Red	+12 V	PIN B12, B39
Black	GND	PIN B2
Grey	GPT0	PIN C23
Blue	GPT1	PIN C25

#### F32GN037C/D



WIRE COLOUR	DESCRIPTION	POSITION
Yellow	KLINE	PIN B31

### 1.3 ECU CONNECTOR

