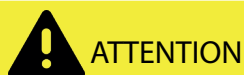


1 BOSCH EDC17CP48 IROM TC1797 EGPT VOLVO

1.1 PLUGIN 1242: NEW TRASDATA



ATTENTION

In case Genius requires the patch (FLASH_0675), follow the instructions on page 2.

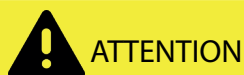
1.2 CONNECTIONS

1.2.1 EGPT CONNECTION

The following cables must be used to communicate correctly with the ECU:





WIRE COLOUR		DESCRIPTION
	Red	+12 V
	Black	GND
	Green	CAN L
	White	CAN H
	Grey	GPT0
	Blue	GPT1



ATTENTION

For further information on the use of the F34NTA22-S2/S3/S5/S6 cables, see the [article](#).

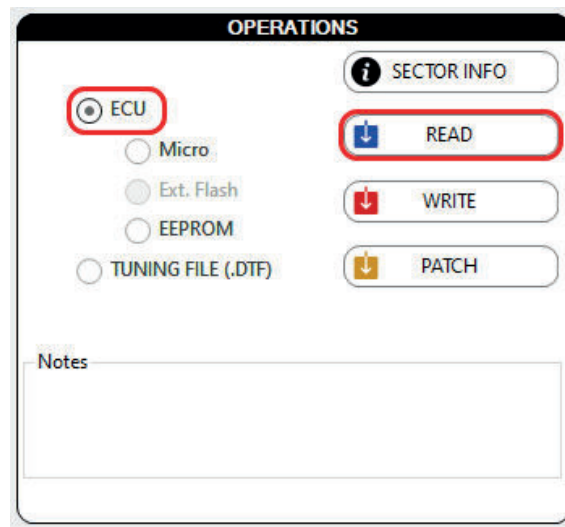




1.3 UNLOCK PATCH

To unlock the ECU and then be able to program the vehicle with the serial protocol FLASH_0675, you need to perform the following operations:

1. Connect the ECU to the New Trasdata as per the instructions above.
2. Select the correct connection mode or vehicle.
3. Perform the identification of the ECU by pressing the "ID" button.
4. After the correct identification of the ECU, select the option "ECU ", press the " READ " button and save the file on the PC.
5. After having successfully saved the ECU .DIM file, leave the "ECU" option selected and click the "PATCH " button.



The software will ask for the .DIM file you just read to perform the patch.

Select the .DIM file read previously and the New Trasdata will start the ECU unlocking procedure.

