

# 1 BOSCH EDC16C31 XROM MPC564 EGPT VOLVO

## 1.1 PLUGIN NEW TRASDATA

The below instructions apply to the following ECUs:

ECU Brand	ECU Model	New Trasdata Plugin
BOSCH	EDC16C31	1458
BOSCH	EDC16C31	1505

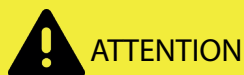
## 1.2 CONNECTIONS

### 1.2.1 EGPT CONNECTION

The following cables must be used to communicate correctly with the ECU:




WIRE COLOUR		DESCRIPTION
	Red	+12 V
	Black	GND
	Grey	GPT0
	Blue	GPT1



For further information on the use of the F34NTA22-S2/S3/S5/S6 cables, see the [article](#).




WIRE COLOUR	DESCRIPTION
Yellow	KLINE



**! ATTENTION**

Bad connection tests do not cause any problems.  
It is necessary to try the different types of connection to find the correct one.

TYPE 1



TYPE 2

